



ICONOGRAPHY

GENSET MODEL NUMBER

KECSW55- O
 ↓ Engine Make ↓ Standby Power ↓ Open Set

KEPSW500- S
 ↓ Engine Make ↓ Standby Power ↓ Soundproof Enclosure

ENGINE MANUFACTURER




CUMMINS

PERKINS

MTU

VOLVO PENTA

SPECIFICATIONS




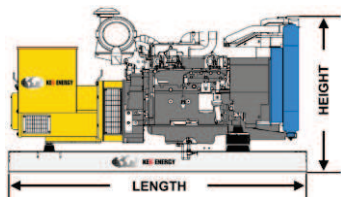
Open Set

Soundproof Set

Prime Power

Standby Power

DIMENSIONS



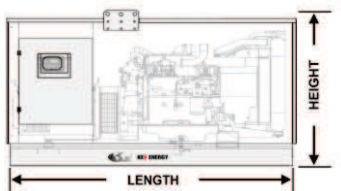
Genset Length

Genset Width

Genset Height

Genset Weight

AUX. EQUIPMENT



Transfer Switch

Amperes

Deep Sea Electronics

Controller Type

STANDARD GENSET EQUIPMENT

STANDARD ALTERNATORS



Marelli Motori S.p.A.
Italy



Emerson Group,
Leroy Somer
France



Cummins Generator
Tech., Stamford
United Kingdom



STANDARD CONTROL PANEL



Deep Sea Electronics
United Kingdom



Main tension control 3P+N
Generator Voltage control 3P+N
Generator current control 3P
Modes Off, Auto, Test, Manual, Isla
4P
Alarms and Alerts
 -Start Failure -Over-load
 -Emergency Stop -Over-speed
 -Oil Pressure -Voltage/Current Range
 -High Water Pressure -Maintenance Date
Electric Parameters Display (LCD)
 -Main and Generator Voltage -Generator freq. & current
 -Generator Power (kVA) -Generator Voltage
Other Displays
 - -Fuel level
 Operating time

SPECIFICATION	
DC SUPPLY	GENERATOR
CONTINUOUS VOLTAGE RATING 8 V to 30 V Continuous	VOLTAGE RANGE 15 V - 330 V AC (5-40)
DRAWING DROPOUTS Able to survive 0 V for 30 min, providing supply rate of least 10 V before dropout and supply recovers to 5 V. This is achieved without the need for reserve batteries. LEDs and backlight will not be maintained during starting.	FREQUENCY RANGE 55 Hz to 75 Hz
MAXIMUM OPERATING CURRENT 340 mA at 12 V; 150 mA at 24 V	MAGNETIC PICK UP VOLTAGE RANGE +/- 0.5 V to 75 V
MAXIMUM STANDBY CURRENT 100 mA at 12 V; 50 mA at 24 V	FREQUENCY RANGE 10,000 Hz (max)
CHARGE FAIL/EXCITATION RANGE 0 V to 30 V	DIMENSIONS
MAINS (UTILITY) DIESEL ONLY	OVERALL 340 mm x 161 mm x 42 mm
VOLTAGE RANGE 15 V - 330 V AC (5-40)	PANEL CUT-OUT 220 mm x 160 mm
FREQUENCY RANGE 55 Hz to 75 Hz	8.7" x 6.3"
OUTPUTS	MAXIMUM PANEL THICKNESS 8 mm
OUTPUT A (FUEL) 15 A DC at supply voltage	0.8"
OUTPUT B (START) 15 A DC at supply voltage	
OUTPUTS C & D 8 A 250 V (500 Hz)	
AUXILIARY OUTPUTS E,F,G,H 2 A DC at supply voltage	


STANDARD CIRCUIT BREAKERS



Kes Energy circuit breakers provide superior performance in a compact package. They are used in cascade rated systems, allowing the use of lower interruption circuit breakers downstream, which lead to lower system cost. While meeting IEC60947-2 service and interrupting ratings, these breakers provide unmatched flexibility by employing a wide variety of trip units including fixed thermal & magnetic, adjustable thermal-fixed magnetic, adjustable thermal adjustable magnetic, and electronic options.

KES ENERGY DIESEL GENSETS BY ENGINE MANUFACTURER

All models come with standard Deep Sea 7310 Control Panel Marelli, Stamford, or Leroy Somer Alternator and Circuit Breaker



All models listed are 1500rpm/400Vac/3 Phase

KES ENERGY MODEL	ENGINE MODEL					POWER	OPTIONS				CONTROLLER	
	Number	Make	Model	Power kWm	Cyl. no.	Disp. ltr.	At 50 Hz kVA Standby	Open	Enclosed	Freq.	RPM	Standard
KEPSW1656		401246TAG2A	1459	12	45.84	1656						
KEMTSW1800		12V 4000G23	1420	12	57.3	1800						
KEPSW1880		401246TAG3A	1643	12	45.84	1880						
KEMTSW2000		12V 4000G63	1575	12	57.3	2000						
KECSW2250		QSK60G4	1915	16	60.3	2250						
KEMTSW2300		16V 4000G23	1798	16	76.3	2300						
KEMTSW2530		16V 4000G63	1965	16	76.3	2530						
KEMTSW2800		20V 4000G23	2200	20	95.4	2800						
KEMTSW3000		20V 4000G63	2420	20	95.4	3000						
KEMTSW3360		20V 4000G63L	2590	20	95.4	3360						

KES ENERGY DIESEL GENSETS



For more information, to request a technical specifications data sheet, or for tailor-made solutions, please contact KES ENERGY:

HEADQUARTERS (Italy) info@kes-energy.it

Dubai Office: infodubai@kes-energy.it

Spain Office: infospain@kes-energy.it